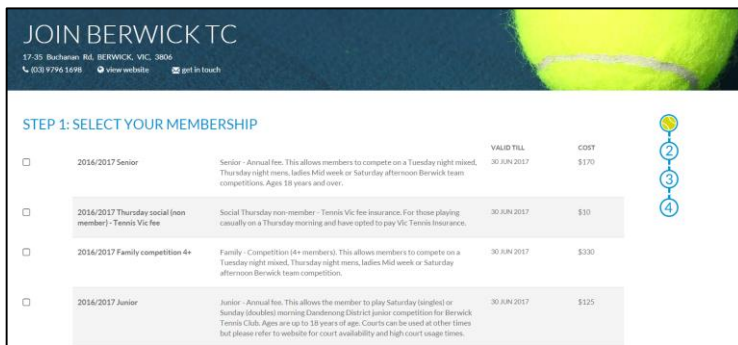


# Berwick Tennis Club

## Join or Renew your membership Online

**STEP 1: Go to our club website** at <http://www.berwicktc.asn.au> and click the 'Join or Renew' link to our online club membership portal hosted by Tennis Australia (see sample screen at right).



**STEP 2: Select the type of membership** you wish to purchase for this financial year. Please read the description and conditions carefully.

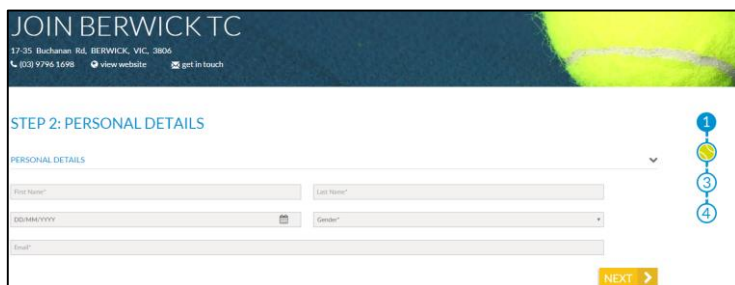
**STEP 3: Create your Join Tennis Account** by clicking **JOIN WITH EMAIL**. If you already have an account, choose **LOG IN TO TENNIS** and enter your login details.



Setup your 'Join Tennis' Account by entering First Name, Last Name, Email & Password.

A 'Join Tennis' account will enable you to manage your memberships, competitions and soon online court bookings, tournaments, programs, Australian Open ticketing and more!

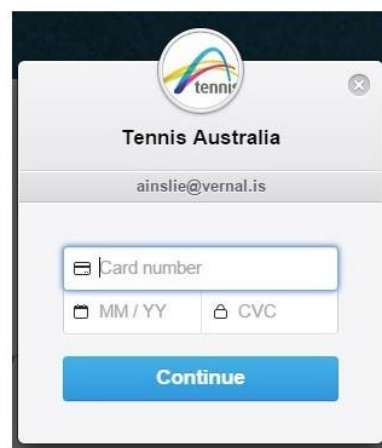
**STEP 4: Add/update your personal details** Input family members here where applicable. You can update these anytime by logging into your tennis account at [tennis.com.au](http://tennis.com.au)



**STEP 5: Select your payment type** from the options that are available.

### STEP 3: PAYMENT OPTIONS

These include credit card, cash, cheque or EFT. If you select credit card, you will need to enter your card details in the pop up. All other methods of payment details are explained on the screen.



A receipt will be sent to you once payment is made. The Membership coordinator will also send you the new gate combination code and a shoe tag (does not apply to non-member categories). The shoe tag must be in your possession at all times when using the tennis courts.